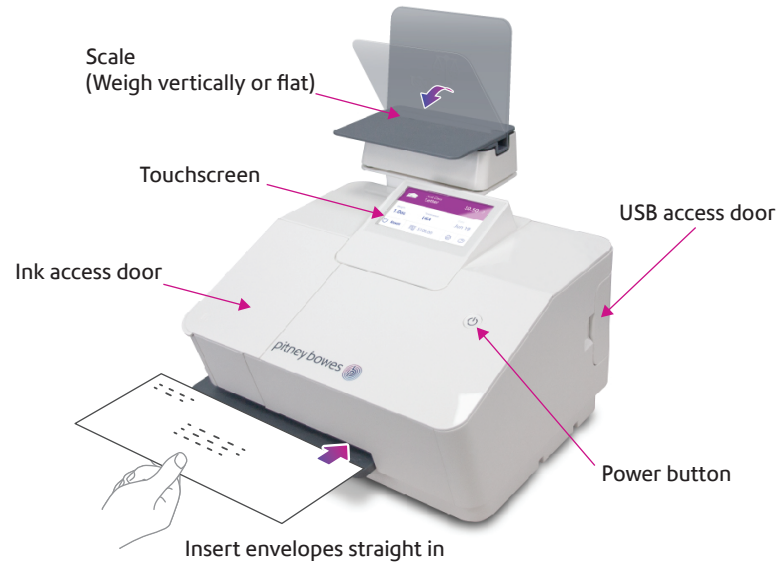
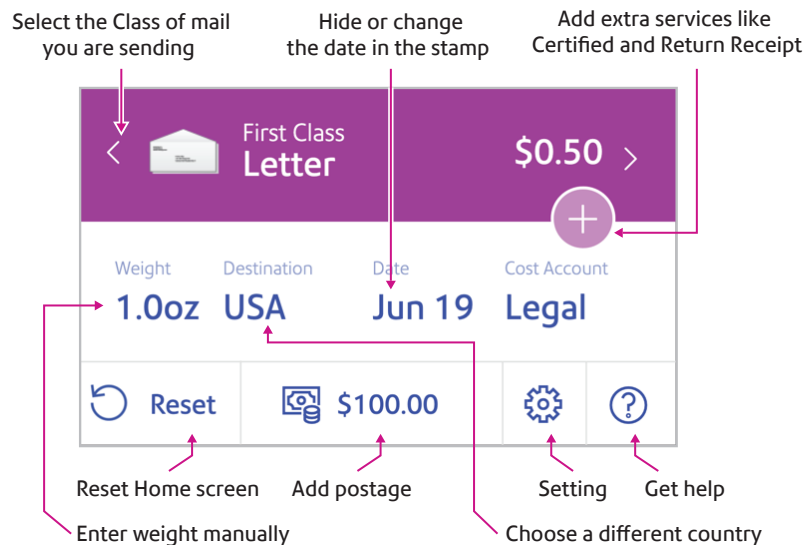


# SendPro® Mailstation Quick Start Guide

## Get to know your device



## SendPro Mailstation Home screen



## Do even more with SendPro Online

Included with your device, you have access to SendPro Online where you can:

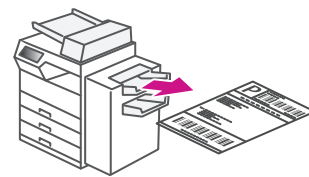
- Print discounted shipping labels with free tracking
- Manage unlimited cost accounts
- View detailed history of your sent items
- Add postage to your device from your computer
- Order supplies like ink and tape strips

Follow these three steps to print discounted shipping labels with free tracking:




- 1 Log in to SendPro Online on your computer using your PB.com credentials

[sendpro.pitneybowes.com](http://sendpro.pitneybowes.com)



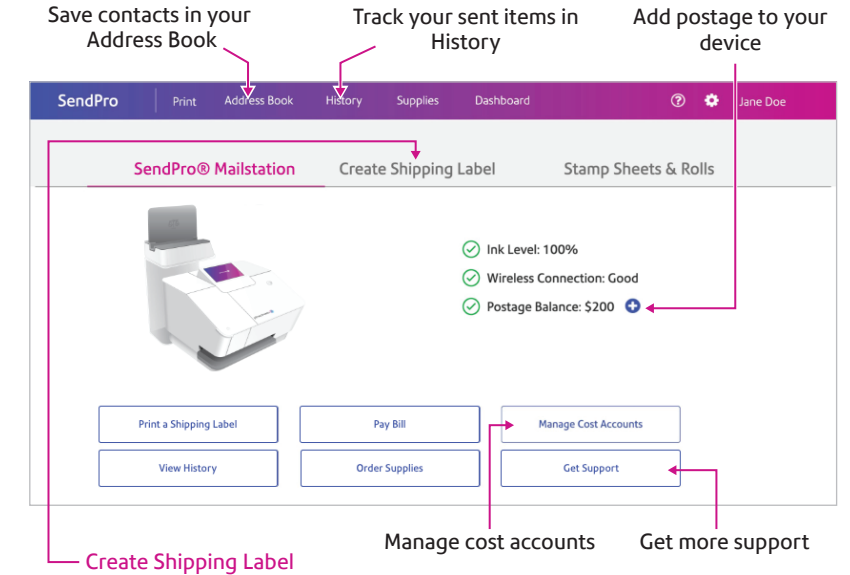
- 2 Following the instructions in SendPro Online to generate a shipping label and print from your office printer



- 3 Apply the label on the package and post it at a nearby post office



## Get to know SendPro Online



Save up to 89%\* using shipping labels from PitneyShip. Link your UPS® or FedEx® accounts to consolidate sending (multi-carrier accounts only).

\* Savings based on Priority Mail Cubic pricing for up to .1 cubic ft package weighing 20lb sent to Zone 9. vs Priority Mail Retail.

## Usage History

View and print your SendPro Mailstation history

